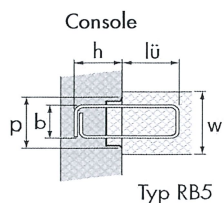
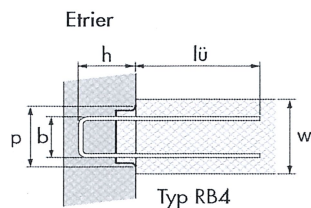
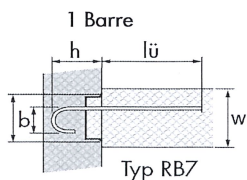


## COMMANDE FERS DE REPRISE

<b>Partie Concernée:</b>		<b>Composant:</b>	
<b>Liste no:</b>	<b>Plans no:</b>	<b>Date:</b>	
		<b>Délai de livraison:</b>	
<b>Bureau d'ingénieur:</b>	<b>Entrepreneur:</b>	<b>Livraison:</b>	



No d'article	Type	Mur w mm	Profil p mm	Acier Ø mm	Ecartement e mm	Dimensions (mm)			Pièces (pce)	
						b	h	lü	L = 83 cm	L = 125 cm
259904	RB7	120	50	10	150	60	160	500		
259906	RB7	150	85	12	150	60	160	600		
259911.1	RB4	120	85	8	150	60	120	400		
259917	RB4	150	85	10	150	60	160	400	x	
259912	RB4	150	115	8	150	90	160	400	x	
259918	RB4	180-200	115	10	150	90	160	500		
259918.1	RB4	180-200	115	10	150	90	120	500		
259919	RB4	180-200	145	10	150	120	160	500		
259929	RB4	180-200	145	10	150	120	200	500	x	
259897	RB4	200	145	10	200	120	160	500		
259926	RB4	250	145	12	150	120	160	600		
259926.11	RB4	250	145	12	150	120	200	600	x	
259920.11	RB4	250	165	10	150	140	160	600	x	
259921	RB4	250	185	10	150	160	160	500		
259921.11	RB4	250	185	10	150	160	160	600	x	
259931	RB4	300	185	10	150	160	200	500	x	
259899	RB4	300	185	10	200	160	160	500	x	
259927.11	RB4	300	185	12	150	160	160	650		
259937	RB4	300	185	12	150	160	200	600	x	
259928	RB4	300	225	12	150	190	250	680	x	
259877.1	RB4	300	225	10	150	200	160	500		
259877.11	RB4	300	225	10	150	200	200	600	x	
259879.11	RB4	300	225	12	150	200	160	650		
259893.1	RB5	180-200	115	10	200	90	160	180		